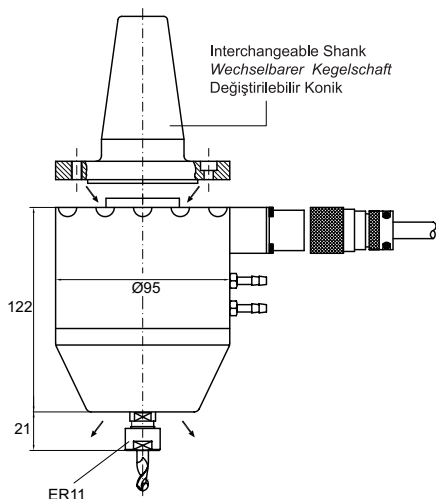


BS™ Multiplicador

HSM Machine

Aumenta a Rotação do Spindle
Diminui o tempo de acabamento
Melhora a qualidade superficial
Transforme sua máquina e uma HSM



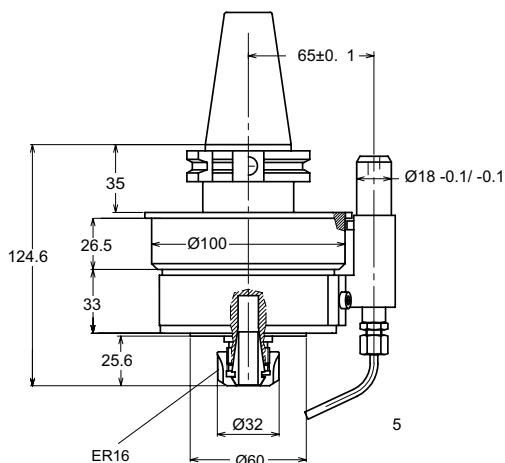
SE-11 electric / elektro / elektrikli

Max. 28.000 RPM Cont. / Dauernd / Sürekli
Max. 44.000 RPM Cont. / Dauernd / Sürekli
Max. 60.000 RPM Cont. / Dauernd / Sürekli

SK40 / BT40 / CAT40 / HSK63
SK50 / BT50 / CAT50 / HSK100

ER11
3,5 kg Weight / Gewicht / Ağırlık

RPM	28.000	44.000	60.000
Hz	500	750	1.000
KW	0,8	1	1,6
Nm	0,3	0,2	0,2



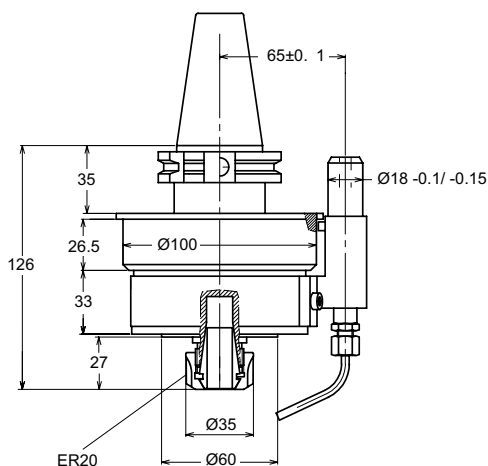
SC-16 ceramic / keramisch / seramik

Max. 30.000 RPM
Max. 24.000 RPM Cont. / Dauernd / Sürekli

S-16
Max. 24.000 RPM
Max. 20.000 RPM Cont. / Dauernd / Sürekli

SK40 / BT40 / CAT40 / HSK63 / HSK80

ER16
1,7 KW Power / Kraft / Güç
380 N Thrust / Schubkraft / Eksenel Kuvvet
1:4,8 Ratio / Übersetzung / Çevrim Oranı
3,8 kg Weight / Gewicht / Ağırlık



SC-20 ceramic / keramisch / seramik

Max. 24.000 RPM
Max. 19.000 RPM Cont. / Dauernd / Sürekli

S-20
Max. 19.000 RPM
Max. 15.000 RPM Cont. / Dauernd / Sürekli

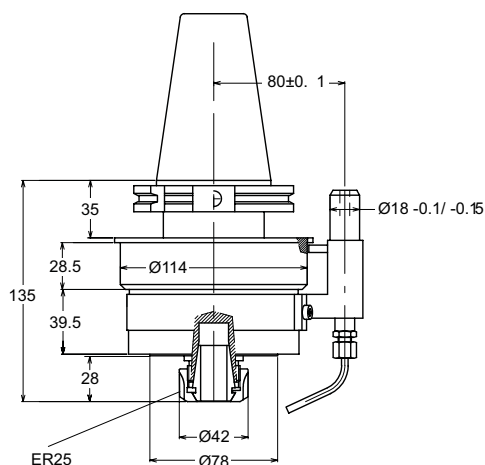
SK40 / BT40 / CAT40 / HSK63 / HSK80

ER20
1,7 KW Power / Kraft / Güç
610 N Thrust / Schubkraft / Eksenel Kuvvet
1:4,8 Ratio / Übersetzung / Çevrim Oranı
4 kg Weight / Gewicht / Ağırlık

BS™ Multiplicador

HSM Machine

Aumenta a Rotação do Spindle
Diminui o tempo de acabamento
Melhora a qualidade superficial
Transforme sua máquina e uma HSM



SC-25 ceramic / keramisch / seramik

Max. 18.000 RPM

Max. 15.000 RPM Cont. / Dauernd / Sürekli

S-25

Max. 15.000 RPM

Max. 12.000 RPM Cont. / Dauernd / Sürekli

SK50 / BT50 / CAT50 / HSK80 / HSK100

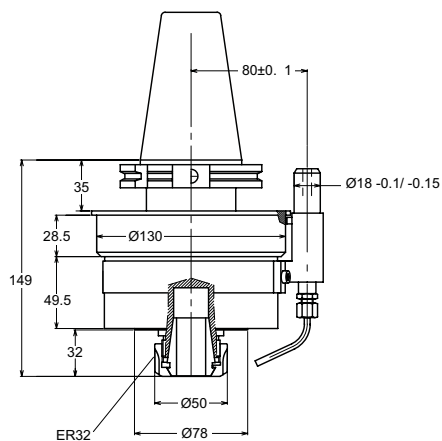
ER25

3,6 KW Power / Kraft / Güç

630 N Thrust / Schubkraft / Eksenel Kuvvet

1:4,8 Ratio / Übersetzung / Çevrim Oranı

8 kg Weight / Gewicht / Ağırlık



S-32

SK50 / BT50 / CAT50 / HSK80 / HSK100

Max. 9.600 RPM Cont. / Dauernd / Sürekli

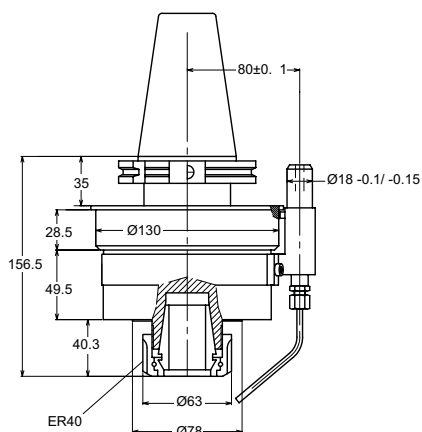
ER32

4,4 KW Power / Kraft / Güç

900 N Thrust / Schubkraft / Eksenel Kuvvet

1:4,8 Ratio / Übersetzung / Çevrim Oranı

8 kg Weight / Gewicht / Ağırlık



S-40

SK50 / BT50 / CAT50 / HSK80 / HSK100

Max. 9.600 RPM Cont. / Dauernd / Sürekli

ER40

4,4 KW Power / Kraft / Güç

1100 N Thrust / Schubkraft / Eksenel Kuvvet

1:4,8 Ratio / Übersetzung / Çevrim Oranı

9,6 kg Weight / Gewicht / Ağırlık